



PANAMA

S1P

KU083T

CE UNI EN ISO 20345:2012 S1P SRC

LOW SAFETY SHOE

35-49

KUBE Supergrip

Low safety holed shoe, suede back leather thickness 1,8-2,0 mm.
Highly perspiring and abrasion resistant fabric lining.
Soft, lined and padded tongue.
COMPLETELY METAL FREE SHOE
TOECAP 200J polymeric **composite non-thermic** according to EN 12568
MIDSOLE flexible antiperforation composite fabric according to EN 12568
SOLE KUBE bidensity polyurethane antistatic, resistant to hydrolysis ISO 5423:92,
to hydrocarbons and to abrasion, anti-shock and anti-slipping **SRC**
INSOLE 4001, Comfort insole, perspiring, removable, anatomic, absorbing, antistatic ed antibacterial. Electrical resistance: *the values found prove that this insole is ESD*
Size 35-49 **Shoe weight** Sz 42 **gr. 530**

AREAS OF APPLICATION

- 

Logistics and Light Industry
- 


Automotive Components
- 

Construction and Building Sites
- 

Metal and Wood Carpentry



CERTIFICATIONS APPLIED

- 


Antistatic Footwear
- 


Slip Resistant Sole
- 


Heel Energy Absorption
- 


Hydrocarbon Resistance


TECHNOLOGIES AND MATERIALS


- 

No metal
- 

Metal-Free
- 

High Breathability
- 

Sand-Resistant
- 

Mondo Point 11
- 

Extreme Lightness

ANTI-SLIP RESULTS

*after simulation of walking by slight abrasion

Ceramic tile floor with NaLS	Forward heel (heel slip 7°) <div>≥ 0.31 ≥ 0.56</div>	Backward heel (heel slip 7°) <div>≥ 0.36 ≥ 0.45</div>	Ceramic tile floor with glycerin	Forward heel (heel slip 7°) <div>≥ 0.19 ≥ 0.35</div>	Backward heel (heel slip 7°) <div>≥ 0.22 ≥ 0.35</div>
SRA Ceramic + Nails	Flat <div>≥ 0.32 ≥ 0.39</div>	Heel <div>≥ 0.28 ≥ 0.37</div>	SRB Steel + Glicerol	Flat <div>≥ 0.18 ≥ 0.30</div>	Heel <div>≥ 0.13 ≥ 0.20</div>

↳ SOLE

KUBE Supergrip

Kube is a safety shoe with a young and sporty style, featuring a special highly slip resistant compound and specific inverted-profile cube-shaped lugs on the tread. Combined, these elements provide exceptional resistance on the slipperiest surfaces. This work shoe is therefore ideal for indoor environments. The sole is designed with reduced volume and height, ensuring both a lightweight feel and a look suitable for everyday wear. Thanks to its outstanding slip resistance, Kube has earned numerous field awards and passed rigorous tests—including the one for roof work (formerly UNI 11583:2015), one of the most challenging slip tests.

